

**Winding Down
Wineries
Food Waste**


**Food Waste
Separation Poster**

GOCircular

What can I put in the food waste bin?



What can I put in the food waste bin?



Example

Instructions

- Copy and paste desired images into either the yes or no box.
- Images have been sized to fit 8 images per box with 4 on each row.

Printing

- Posters formatted for A3 printing
- Save Completed poster as PDF to print

How to export poster page

- Go onto completed poster page
- Click File > Export.
- Select Create PDF Document and then click Create PDF
- In the dialog box, click the Options button.
- Under the Range section, select Current slide.
- Click OK, then click Publish (or Save) to create the PDF.

Fruit and Vegetables



Fruit & Vegetables



Fruits



Vegetables



Cooked Vegetables



Onion



Mushroom



Avocado



Salad



Herbs



Gnocchi



Mash Potato



Citrus

Food Products



Dairy



Cheese



Egg Shells



Baked Goods



Desserts



Bread



Nuts



Rock Salt



Protein



Oyster Shells



Seafood



Cooked Food



Cooking Grease or Fat



Oil



Bones

Non-Food Supplies



General
Packaging &
Utensils



Food
Packaging



Paper Menus



Plastics



Takeaway
Cup



Cup



Lid




Gloves



Clingwrap



Wax Paper



Soft Plastic &
Food Coverings



Wooden
Cutlery



Toothpicks



Plastic
Cutlery



Napkins


Winding Down Wineries Food Waste Poster Creation

GOCircular

What can I put in the food waste bin?



What can I put in the food waste bin?



Example

Instructions

- Copy and paste desired images into either the yes or no box.
- Images have been sized to fit 8 images per box with 4 on each row.

Printing

- Posters formatted for A3 printing
- Save Completed poster as PDF to print

How to export poster page

- Go onto completed poster page
- Click File > Export.
- Select Create PDF Document and then click Create PDF
- In the dialog box, click the Options button.
- Under the Range section, select Current slide.
- Click OK, then click Publish (or Save) to create the PDF.

Fruit and Vegetables



Fruit & Vegetables



Fruits



Vegetables



Cooked Vegetables



Onion



Mushroom



Avocado



Salad



Herbs



Gnocchi



Mash Potato



Citrus

Food Products



Dairy



Cheese



Egg Shells



Baked Goods



Desserts



Bread



Nuts



Rock Salt



Protein



Oyster Shells



Seafood



Cooked Food



Cooking Grease or Fat



Oil



Bones

Non-Food Supplies



General
Packaging &
Utensils



Food
Packaging



Paper Menus



Plastics



Takeaway
Cup



Cup



Lid




Gloves



Clingwrap



Wax Paper



Soft Plastic &
Food Coverings



Wooden
Cutlery



Toothpicks



Plastic
Cutlery



Napkins

Winding Down Wineries Food Waste

Brought to you by the NSW Government through
the NSW Environment Protection Authority

GOCircular